

SOCIAL STORY

EXPERIMENTA
EMERGENCE



EXPERIMENTA

The logo for the New England Regional Art Museum (NERAM). It features the letters 'NERAM' in a bold, black, sans-serif font. The letter 'A' is stylized, with its top and bottom bars in black and its central vertical bar in orange. A small black dot is positioned below the 'A'.

This social story is a guide to visiting the New England Regional Art Museum (NERAM) and will assist visitors in becoming familiar and comfortable before their visit.

ARRIVING AT NERAM

NERAM is a gallery that holds exhibitions that people can come to look at, and events and school programs that people can come to participate in.

There is one main entrance when you arrive at NERAM. There are signposts to help you find the entrance.



ARRIVING AT NERAM

The pathway from the carpark and road entrance is inclined, and accessible by wheelchair.

There is one access car space in Kentucky Street outside NERAM, and one access space in the carpark.

There is a ramp from the footpath.

The entrance has signage and two doors, which are not automatic.



INSIDE NERAM



Inside there is a foyer area with some seating options.

Toilets are located through the Gallery Shop. There are female and male ambulant toilets and a wheelchair accessible unisex toilet with baby change facilities.

There are no stairs or steps inside the gallery, which is all on the ground floor.

INSIDE NERAM



There is a gallery shop at the entrance, too. You will walk through the shop to get to the start of the exhibition.

There are gallery staff and volunteers here. They are friendly. You can ask them questions about your visit and exhibitions.

It is usually quiet and cool inside. Sometimes there are other visitors or school groups walking through.

INSIDE THE EXHIBITION

You can see the exhibition entrance where the bright orange signage is.

It is the same doorway to enter and to exit.

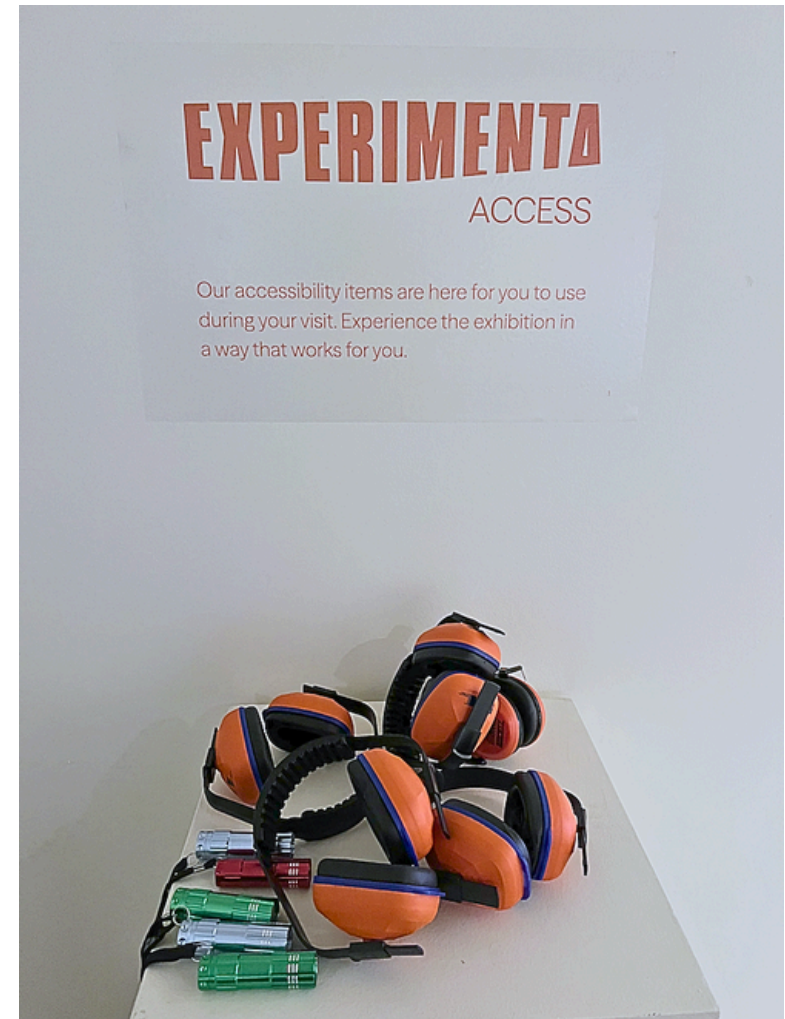
There are places to sit down inside the exhibition.



INSIDE THE EXHIBITION

At the entrance you can also find access guides, including a Sensory Map that tells you about the space inside, and which parts are dark, noisy or have flashy lights in them.

There are child size and adult size earmuffs to reduce noise levels, and torches that you can use and return when you leave. If you have a comfort item, you can bring it in.



INSIDE THE EXHIBITION




The lighting is very low inside the Experimenta Emergence exhibition. There are not many lights on. This is because lots of the works are on screens and these need a darkened space to be more visible.


Some artworks have headphones so that you can listen to the audio content, and others have the sound playing in the room.

INSIDE THE EXHIBITION

Some of the artworks are interactive, and you can talk to the work or move your hands near the work. These works have a sign that indicates how to engage with it.



INSIDE THE EXHIBITION



Other works you cannot touch. These works have a sign that says this. Please do not touch these artworks.

INSIDE THE EXHIBITION

Some of the works have loud sound. The one with the loudest sounds is “The Umbra”, by Haley Miller Baker. It has loud sounds of thunder claps and these can sound scary! But it might also be fun and exciting. The room is very dark. There are seats. If you do not like the loud sounds, you do not have to stay in the room where this work is. You can leave and look at other works.



INSIDE THE EXHIBITION



One of the works has vibrations. When you sit in the chair for the work “Tidal Motion”, by Leah Barclay, you will feel rumbling vibrations from the chair. This can be a surprising feeling! The vibrations are part of the work that links the audience to the waves in the ocean. There is audio on headphones which also have wave sounds. If you do not like the sensations, you can choose to only listen to the audio, or watch from a distance.

LEAVING THE EXHIBITION

You can leave the exhibition at any time. You can return a torch or earmuffs to the area at the entrance that you got them from.

You can say thank you or good bye to the gallery staff and volunteers if you feel like it.

